

PRIMARY LOGOS




FONTS Avenir

abcdefghijklmnopqrstuvwxyz 0123456789
ABCDEFGHIJKLMNOPQRSTUVWXYZ
abcdefghijklmnopqrstuvwxyz 0123456789
ABCDEFGHIJKLMNOPQRSTUVWXYZ
abcdefghijklmnopqrstuvwxyz 0123456789
ABCDEFGHIJKLMNOPQRSTUVWXYZ
abcdefghijklmnopqrstuvwxyz 0123456789
ABCDEFGHIJKLMNOPQRSTUVWXYZ
abcdefghijklmnopqrstuvwxyz 0123456789
ABCDEFGHIJKLMNOPQRSTUVWXYZ

PANTONE REFERENCES



PANTONE
2965 UP



PANTONE
538 UP




PANTONE
7701 UP



PANTONE
323 UP



PANTONE
538 UP



10% Black



PANTONE
Black 6 UP

PRIMARY COLOURS

HIGHLIGHT COLOURS

BACKGROUND
COLOURS

FONT
COLOUR

EXCLUSION ZONES



MINIMUM SIZE







DUAL BRANDED

When using the Broker Network logo with multiple logos or to dual brand a document, the exclusion zone and minimum size guidelines should be followed. The logo should always sit on the primary colour background, the background colours or on white.

Each logo should appear the same size and should never over shadow the other.

When dual branding a document, the Broker Network logo should appear bottom left hand side of the document and the dual brand should appear on the right hand side, for example:



SINGLE BRANDED

